


CHICAGO TAPERS™




CHICAGO TAPERS™

CHICAGOTAPERS.COM

CHICAGOTAPERS.COM



JOIN THE INNOVATION



JOIN THE INNOVATION

CT-10PS
CASE ERECT, PACK AND SEAL SYSTEM

CT-10PS
CASE ERECT, PACK AND SEAL SYSTEM

CONTACT US

708 - 588 - 1374
708 - 588 - 1625
sales@chicagotapers.com



CT-10PS™

CASE ERECT, PACK AND SEAL SYSTEM



The CT-10 PS stand-alone pack station by Chicago Tapers is a semi-automatic case erect & pack system. Exclusive features of the machine are the pack station for "hands-free" case loading, welded frame with adjustable legs and the ability to work with any semi-automatic case taper.

TECHNICAL SPECIFICATIONS FOR THE CT-10PS:

Case range:	min. 7" x 7" x 5" max. 22" x 20" x case sealer max. (L x W x H)
Case weight:	Up to 80 lbs.
Throughout:	Depending on operator skill.
Finish:	Painted frame.
Power requirements:	110 VAC, 1 Ph, 60 Hz, 3.2 Amp/to requirement.
Pneumatic:	45 PSI, 2 CFM.
Table height:	28" - 32"
Machine dimension:	40-1/4" x 30" x 28" (L x W x H)

CT-10PS OPTIONS:



- Reverse direction.
- Stainless steel.
- Customer specified finish.
- Casters.

FEATURES


New pack station.	Protects the product. Ability to pack heavy product with ease. Easy advancement to your case taper.
New dual flap kicker operation.	Folds all four bottom flaps and holds the case firmly in place. Handles single and double wall cases with ease.
Painted exterior finish.	Resists weather, staining and chemicals.
Heavy-duty welded frames.	Durable construction for demanding applications.
Centralized case adjustments.	Fast and easy size change improves efficiency.

BENEFITS

SERVING MANY DIFFERENT INDUSTRIES:



The CT-10PS in combination with the CT-7SA Semi-Automatic Case Erector.



CHICAGO TAPERS™

Chicago Tapers
 5117 Dansher Road
 Countryside, IL 60525 USA
 tel: 708.588.1374
 fax: 708.588.1625
sales@chicagotapers.com